

A black smartphone mockup with a notch at the top. The status bar at the top left shows a signal strength icon, a white dot, and a battery icon. The status bar at the top right shows a Wi-Fi icon, a signal strength icon, and a battery icon. The main screen displays the text "Volla Phone EN" in white and red.

Volla Phone EN

Volla OS &
Ubuntu Touch

Your Volla Phone

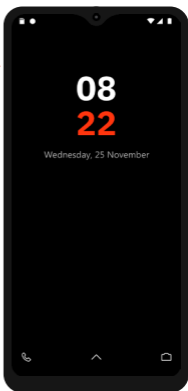
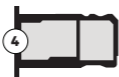


1. SIM and SD card slot
2. Light and proximity sensor
3. Front camera
4. Speaker for phone calls
5. Notification and status bar
6. Volume +: press up
Volume -: press down
7. Switching on/off
8. Touch screen (lock screen)
9. Loudspeaker
10. USB-C connection
11. Microphone
12. Headset socket
13. Double camera
14. Lightning
15. Fingerprint sensor

Insert SIM and SD card

You can insert two nano-SIM cards or one nano-SIM card and one micro-SD card into the smartphone.

1. Open the SIM/SD card slot. To do this, insert the SIM card needle provided into the small opening on the SIM/SD card slot and press it.
2. Pull out the card slot.
3. Insert the nano-SIM card(s) / micro-SD card into the card slot. Do not apply force when inserting the SIM and memory card - the card slot could be damaged.
4. Re-insert the SIM/SD card slot and press until it clicks into place. The front of the smartphone points upwards.



Battery charging

- Plug in the USB type C plug of the supplied charging cable.
- Connect plug-in power supply unit to the USB port of the charging cable and connect it to a power outlet.



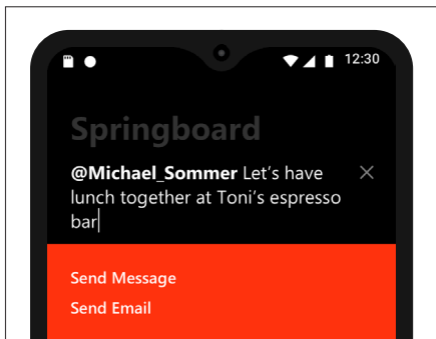
Springboard

Type anything...



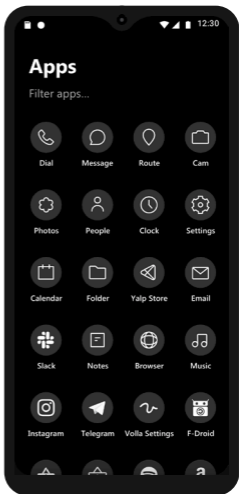
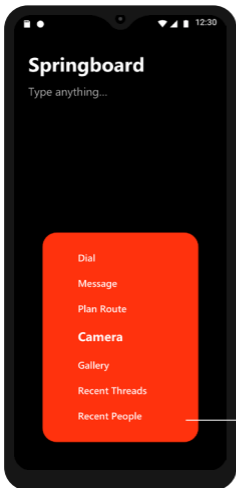
Springboard

After unlocking the Volla phone with Volla OS you will see the springboard with a text box. During your text input the Volla Phone will provide suggestions for completion and call functions.



1. Start with an @ sign and you will get suggestions of names from your address book.
2. If you write a text after the selected name, you can send an email or short message. The text of a line break becomes the subject of an email.
3. Enter one or more keywords and you can search for them on the Internet.
4. If you enter more keywords or a text, you can create a note.
5. Enter an internet address and open it in your browser.

At the bottom you will find a button that will take you to the springboard at any time.



Shortcuts



On the springboard you will see a red dot for calling shortcuts:

1. Place and hold your finger or stylus on the red dot and the Volla Phone will display a list of shortcuts.
2. Slide up and down to select a shortcut. Remove your finger or stylus to launch your selected shortcut.



You can change the displayed shortcuts via the settings menu. To do so, swipe right twice to open the settings menu from the left side. You can show and hide display shortcuts in the settings.

App-Overview




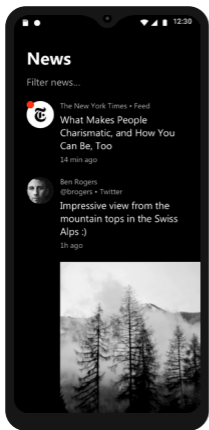
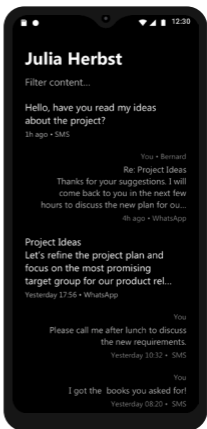
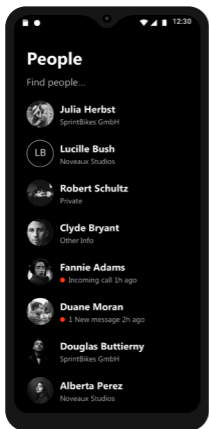
Swipe once to the right to display the overview of installed apps in a grid arrangement.

Use the text field to filter the apps. The list of apps is filtered while you are typing.

Software Update

The Volla Phone with Volla OS offers three ways to update the software:

1. Volla OS: go to the app “Settings”, then “System”, “Advanced” and “Updates”.
2. Volla user interface and apps: Call up the app “F-Droid” and there on the lower tab the available updates via the bell symbol.
3. Other apps: Launch the Aurora app and then click on the “Updates” tab at the bottom.

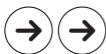


Collections

Volla OS pulls together content for you which can be accessed quickly using the shortcuts.

- 1.** Contacts, from your address book, that you have marked as favorites, and with whom you have recently exchanged messages or made phone calls. Touch a displayed contact to see your conversations with them. If you touch a contact a little longer, the Volla Phone will show you appropriate functions, for example to call the contact.
- 2.** Recent conversations, especially short and picture messages or SMS and MMS messages. Tap on a conversation to see all messages.
- 3.** Recent messages you have subscribed to, grouped by source. Tap on a displayed message of a channel to read it.

Tap on the news source's logo to see its latest news. Add new news sources as a link to an RSS feed via the springboard or share an RSS link with the Volla Launcher in the browser.



You can manage your news channels in the settings. To do so, swipe right twice to access the settings menu from the left side.

Account setup

Volla OS offers several ways to use your data and services, including the following:


- 1.** Open the “Settings” app and select accounts there.
- 2.** Select “Add account”.
- 3.** Select one of the account types.


With DAVx you can connect your online calendar or online address book using the CalDAV or CardDAV standard that most online services offer.


Ubuntu Touch



NAVIGATION

 On the left side Ubuntu Touch shows a quick menu for important and already opened apps. You can fade it in at any time with a swiping gesture from the left edge to the right. The lower button opens an overview of all installed apps in a grid arrangement.

 With a swiping gesture from the right edge to the left you can open an overview of the open apps, which are displayed in a fan arrangement. This allows you to switch to one of the open apps or close an open app with a wiping gesture from bottom to top.

 With a swipe gesture from top to bottom you can access the quick settings, which are arranged in tabs. For example, here you can enable or disable WLAN and check the connection to the mobile network.

ACCOUNT SETUP

Call up the system settings and there “Accounts”. Then select one of the account types you use for the data and services you use.

To receive and send email, go to the Ubuntu Touch App Store and select an email app, for example Dekko2.

APPS

Ubuntu Touch uses its own App Store. Android Apps can currently not be installed on Ubuntu Touch. However, Hallo Welt Systeme UG supports the initiative for the technology “Anbox”, which will enable the system to run Android apps.

SYSTEM UPDATES

For updates of Ubuntu Touch and the installed apps, go to the settings and then select „Updates”.

For more information about the operation and daily use of Ubuntu Touch, please refer to the documentation of the UBports Foundation:

<https://docs.ubports.com>



Customer Service



We will gladly answer your questions. On our homepage you can contact us with an e-mail form:

volla.online/de/contact-form







„Volla“ is trademark of Hallo welt Systeme UG, based in Germany. „Ubuntu Touch“ is a trademark of Canonical Ltd., based in UK.

OUR ADDRESS

Hallo Welt Systeme UG
Kölner Straße 102, 42897 Remscheid, Deutschland

SOCIAL MEDIA

The Volla Phone was developed with and for our users. You are therefore invited to discuss with us and other users and developers, to ask your questions and give suggestions for further development. You can reach us on the following platforms:

-  t.me/hello_volla
-  facebook.com/hellovolla
-  instagram.com/hello_volla
-  twitter.com/hello_volla

OPEN SOURCE

The Volla Phone stands for your freedom through simplicity and security. This also includes the transparency and verifiability of the software on the Volla Phone. Therefore Hallo Welt Systeme UG publishes source code for Volla OS and Ubuntu Touch.

At the same time we invite developers to support us in further development.

<https://github.com/hellovolla>

The operating system Ubuntu Touch is developed and maintained by the UBports Foundation:

<https://ubports.com>

Safety Precautions

Please read these instructions carefully. Failure to comply presents a risk of injury and damage to a device, as well as breaches of applicable laws. Please explain the contents of this document as well as the potential risks associated with using this device to your children.

GENERAL INFORMATION

- For your own safety, only use original, approved accessories from Hallo Welt Systeme UG for your mobile phone. Using incompatible accessories can damage the mobile phone and entail hazardous situations. Original accessories can be purchased from Volla Customer Service (see Customer service **PAGE NO**).
- The mobile phone is not waterproof.
- The device or its accessories must therefore not be kept or charged in damp environments (in bathrooms, shower rooms or kitchens, for example). Rain, moisture or any liquid can contain minerals which can cause the electrical circuitry to corrode. There is a risk of electric shock, fire or damage when the device is being charged.
- Permitted temperature range for charging and operation: 5-40°C.
- High temperatures can shorten the life of electronic devices and damage the battery; plastic parts can deform or melt. Using or keeping the mobile phone in refrigerated areas can result in condensation on the inside of the telephone which will destroy the electronic circuitry.
- The mobile phone must not be used or kept in dusty or dirty places. Dust can be a reason for the mobile phone to malfunction.
- Switch off your mobile phone when in potentially explosive areas and observe all warning signs. Potentially explosive areas also include places where switching off vehicle engines is normally recommended. It is at these kinds of places that flying sparks can be the cause of explosions or fires with resulting injuries, and there may be a risk to life.
- These areas include petrol stations, chemical factories, transport and storage systems for hazardous chemicals, spaces under ship decks, areas in which the air contains chemical substances or fine particles (such as dust or metal powder particles).

- Short-circuiting, disassembling and modifying the mobile phone are not permitted because they present a risk of injury, electric shock, fire or damage to the charger.
- The USB connection must be established with USB version 2.0 or higher.

BATTERY AND CHARGING

- The battery is built-in. Do not disassemble, weld and/or modify the battery. Do not keep the mobile telephone where it is exposed to strong mechanical effects.
- The battery electrolyte coming into contact with eyes can cause a loss of eyesight. If electrolyte does enter an eye, please do not rub the eye with a hand. Immediately wash the affected eye thoroughly with clear water and consult a doctor. The electrolyte coming into contact with skin (or clothing) presents a risk of skin burns. Immediately wash the skin or clothing thoroughly with soap and clear water, and consult a doctor if required.
- The temperature of the mobile phone rises during the charging process. Do not store the mobile telephone in the same place as flammable products as this poses a risk of fire.
- Do not charge the battery for longer than 12 hours.
- Only charge the device indoors. Whilst the phone is charging, do not use the phone for calls or dial any numbers.
- The socket must be easily accessible during the charging process.
- Electrical storms pose a risk of electric shocks.
- Do not use the charger when the power cable is damaged because this poses a risk of electric shock and fire.

HEADSET

High volumes can impair hearing. Listening to music or conversation with headphones set to a loud volume can be unpleasant and permanently impair hearing.

To prevent loss of hearing, do not have the volume turned up too high for long periods.

- If you wear headphones whilst out walking or running, please ensure that the cord does not wrap itself around your body or objects on your person.
- Only wear headphones in dry environments. The static electricity which builds up on the headphones can discharge

if you touch the headphones with your hand or touch bare metal before connecting with the mobile phone.

USE IN HOSPITALS / MEDICAL DEVICES

- The function of medical equipment near your product can be impaired.
- Bear in mind the technical conditions of the environment in question (such as in doctors' surgery).
- If you use a medical device such as a pacemaker, please consult the manufacturer of the product before using your mobile phone. You will be provided information on the sensitivity of the device to external, high-frequency energy sources.
- Heart pacemakers, implantable cardioverter defibrillators: When you switch on your mobile phone, ensure that the distance between the phone and an implant is at least 152 mm. To reduce potential interference, use the mobile phone on the opposite side to the implant. Please switch the mobile phone off immediately if interference occurs. Do not keep the mobile phone in a shirt pocket.
- Hearing aids, cochlear implants: Some digital wireless devices can interfere with hearing aids and cochlear implants. Please consult the manufacturers of these products if interference occurs.
- Other medical devices: If you and the people around you use other medical devices, please contact the relevant manufacturer for information on whether such devices are protected from radio frequency signals in the environment.

You can also consult your doctor about this.

EMERGENCY CALLS

- Make sure the mobile phone is switched on and connected to the GSM network. Enter the emergency number as required and speak.
- Tell the person at the emergency call centre your location.
- Do not end the conversation until the person at the emergency call centre asks you to.

CHILDREN AND PETS

- Keep the mobile phone, batteries, chargers and accessories out of the reach of children and pets. Children and/or pets

can swallow the small parts, posing a risk of suffocation and other hazards. A child may only use the mobile phone under the supervision of an adult.

PLAYING GAMES

- Playing games on the mobile phone for long periods may mean assuming an unhealthy body posture. Take a 15 minute break every hour. Stop immediately if you feel unwell during game play. Consult a doctor straight away if your condition persists.

AEROPLANES, VEHICLES AND ROAD SAFETY

- Switch off your mobile phone in aeroplanes
Please observe applicable restrictions and regulations. Wireless devices can interfere with the function of aeronautical equipment. Follow the instructions issued by flight personnel when using your mobile phone.
- The absolute priority for every vehicle driver and everyone in a vehicle is safety on the roads and for road users. Using a mobile phone whilst driving can be distracting and therefore lead to dangerous situations. You can also be violating applicable laws.

SIM CARD, MEMORY CARD AND DATA CONNECTOR CABLE

- Do not remove the card from the mobile phone whilst data is being sent or received as this presents a risk of data loss and damage to the mobile phone or memory card.
- Charges might apply when establishing Internet connections via the SIM card.

DEFECTIVE DEVICES

- The installation and repair of products are the sole preserves of qualified maintenance personnel.
- Dispose of faulty devices or have them repaired by our Customer Service team. These devices could interfere with other wireless services.
- Careless handling of the mobile phone, such as dropping it, can shatter the display and damage the electronic circuitry and sensitive parts inside.
- Do not use the device if the display is cracked or shattered. Fragments of glass or plastic can injure hands and face.
- In the event of malfunction of your mobile phone, battery or accessories, please contact Hallo Welt Systeme UG for an

inspection.

OTHER IMPORTANT INFORMATION

- Never point the flash light directly at the eyes of people or animals. Pointing a flash light too near to human eyes poses a risk of temporary loss of eyesight or impairment of vision.
- The device can heat up when running power-intensive apps or programs for longer periods. This is normal and has no bearing on the performance of the device.
- When the device warms up, please put it aside for a while and stop the program you were running. Coming into contact with a hot device can cause minor skin irritations such as redness.
- Do not apply lacquer to the mobile phone. Lacquer and paint can damage the parts of the mobile phone and may cause malfunction.

Customer Service

If you have problems with your mobile phone, please contact Volla Service at <https://volla.online/de/contact-form/>.

There you can also purchase original accessories (such as batteries and chargers).

Guarantee Certificate

United Kingdom and Ireland

Without prejudice to any claim the user (customer) may have in relation to the dealer or retailer, the customer shall be granted a manufacturer's Guarantee under the conditions set out below:

- In the case of new devices and their components exhibiting defects resulting from manufacturing and/or material faults within 24 months of purchase, Hallo Welt Systeme UG shall, at its own option and free of charge, either replace the device with another device reflecting the current state of the art, or repair the said device. In respect of parts subject to wear and tear (including but not limited to, batteries, keypads, casing), this warranty shall be valid for six months from the date of purchase.
- This Guarantee shall be invalid if the device defect is attributable to improper care or use and/or failure to comply with information contained in the user manuals. In particular

claims under the Guarantee cannot be made if:

- The device is opened (this is classed as third party intervention)
- Repairs or other work done by persons not authorised by Hallo Welt Systeme UG.
- Components on the printed circuit board are manipulated
- The software is manipulated
- Defects or damage caused by dropping, breaking, lightning or ingress of moisture. This also applies if defects or damage was caused by mechanical, chemical, radio interference or thermal factors (e.g.: microwave, sauna etc.)
- Devices fitted with accessories not authorised by Hallo Welt Systeme UG
- This Guarantee shall not apply to or extend to services performed by the authorised dealer or the customer themselves (e.g. installation, configuration, software downloads). User manuals and any software supplied on a separate data medium shall be excluded from the Guarantee.
- The 24 months guarantee also applies to the built in battery.
- The purchase receipt, together with the date of purchase, shall be required as evidence for invoking the Guarantee. Claims under the Guarantee must be submitted within two months of the Guarantee default becoming evident.
- Ownership of devices or components replaced by and returned to Hallo Welt Systeme UG shall vest in Hallo Welt Systeme UG.
- This Guarantee shall apply to new devices purchased in the European Union. For Products sold in the United Kingdom and in the Republic of Ireland the Guarantee is issued by: Hallo Welt Systeme UG, Kölner Straße 102, 42897 Remscheid, Germany.
- Any other claims resulting out of or in connection with the device shall be excluded from this Guarantee. Nothing in this Guarantee shall attempt to limit or exclude a Customers Statutory Rights, nor the manufacturer's liability for death or personal injury resulting from its negligence.
- The duration of the Guarantee shall not be extended by services rendered under the terms of the Guarantee.
- Insofar as no Guarantee default exists, Hallo Welt Systeme UG reserves the right to charge the customer for replacement or repair.
- The above provisions do not imply a change in the burden of proof to the detriment of the customer.

- To invoke this Guarantee, please contact the Hallo Welt Systeme UG. This number is to be found in the accompanying user guide.
- Hallo Welt Systeme UG reserves the right to have its service work carried out by a subcontractor. Address see <https://volla.online/imprint/>
- A change in the rules on the burden of proof to the disadvantage of the customer is not associated with the above provisions.
- To redeem this guarantee, please contact us at our telephone number +49 151 65473083.

Exclusion Of Liability

Your handset's display consists of pixels. Each pixel consists of three subpixels (red, green, blue). It may be the case that a sub-pixel is missing or has a colour deviation. A warranty claim is only valid if the maximum number of permitted pixel errors is exceeded.

Description	Maximum number of permitted pixel errors
Colour illuminated sub-pixels	1
Dark sub-pixels	1
Total number of coloured and dark sub-pixels	1

Traces of use on display and housing are excluded from the warranty.

Certain content and services which can be accessed using this device are the property of third parties and are protected by copyrights, patents, trademarks and/or other laws for the purpose of safeguarding intellectual property. Such content and services are provided solely for non-commercial, private usage.

You may not use content or services which has/have not been authorised by the owner of particular content or a service provider. Without limiting the generality of the foregoing, except as expressly specified by the owner of the content or the

service provider, the modification, reproduction, dissemination, uploading, publication, transmission, translation, sale, creation of derived works, distribution of content or services shown on this device are not permitted in any form and on any medium.

Authorisation

This device is intended for use in all member states of the EU and Switzerland. Use outside EEA, excluding CH, is depending on national type approval. Country-specific requirements have been taken into consideration.

Hereby, Hallo Welt Systeme UG declares that the radio equipment type *Volla Phone* is in compliance with Directive 2014/53/EU.

The full text of the EU declaration of conformity is available at the following internet address: <https://volla.online/downloads/>

This declaration could also be available in the “International Declarations of Conformity” or “European Declarations of Conformity” files.

Therefore please check all of these files. The 5150-5350 MHz band is restricted to indoor use only for the following countries.

AT	BE	BG	CH	CY	CZ	DE	DK	EE	EL	ES
FI	FR	HR	HU	IE	IS	IT	LI	LU	LV	MT
NL	PT	PL	RO	SE	SI	SK	TR	UK		

Waste and environmental protection

CORRECT DISPOSAL OF THIS PRODUCT

(Directive on Waste Electrical and Electronic Equipment (WEEE)) • (Applicable in countries with waste separation systems)



This label on the product, accessory or in documentation indicates that the product and its electronic accessories

(such as charger, headphones and USB cable) may not be disposed of in household waste.

To avert potential environmental harm and health risks from unmanaged waste disposal, recycle responsibly with the aim of encouraging sustainable reuse of raw materials.

Private users should turn to the dealers from where they bought their products, or contact the authorities responsible, who are able to provide information on where parts can be taken for disposal in an environmentally friendly manner.

Commercial users should please contact their suppliers and check the general terms of their purchase agreement.

This product and the electronic accessory parts may not be disposed of with other commercial waste.

This "WEEE" is compatible with the RoHS Directive.

Never burn or heat the mobile telephone and do not dispose of it in environments which are at risk of heat or fire to prevent overheating, explosion or fire or the battery fluid escaping.

Technical Data

Frequency	Bands	maximum power
2G	1800 MHz	30 dBm
	900 MHz	33 dBm
3G	B1	22.5 dBm
	B8	23 dBm
4G	B1	22.5 dBm
	B3	22.5 dBm
	B5	23 dBm
	B7	22.5 dBm
	B8	23.5 dBm
	B20	23.5 dBm
WLAN	11A: 16.8 dBm 11B: 16.2 dBm 11G: 16.4 dBm 11N: 16,5 dBm	
BT	7 dBm	

Battery

Technology:	Li-Polymer
Capacity:	4700 mAh
Partnumber:	V30145-K1310-X475

Accessories

Only use Hallo Welt Systeme UG approved chargers, batteries and cables.

Unapproved accessories can damage the device.

POWER ADAPTER

Input: 100-240 V 50/60 Hz

Output: 5V 3,0A or 9V 2,0A or 12V 1,5A

About Radiation

INFORMATION ON SAR CERTIFICATION

(specific absorption rate)

THIS DEVICE SATISFIES THE INTERNATIONAL DIRECTIVES FOR EXPOSURE BY RADIO WAVES.

Your mobile device has been developed so as not to exceed internationally recommended exposure thresholds for radio waves.

These directives have been specified by an independent scientific organisation (ICNIRP) and include a high margin of safety which should guarantee the safety of all regardless of age and state of health. The directives on exposure to radio waves use a unit called the specific absorption rate (SAR).

The SAR threshold for mobile devices is 2.0 W/kg. The highest SAR values in the ICNIRP Directives for this device model:

- SAR for head 0,46 W/kg (10g)
- SAR for the wearing on body 0,44 W/kg (10g)

The SAR values for wearing on the body are determined at a distance of 5 mm. To comply with the HF exposure directives for wearing on the body, the device should be positioned at least this distance away from the body